


# Cenelectrex®

## Static Discharge Earthing Reels

### REEL20, REEL30, REEL50

Newson Gale Static Discharge Earthing Reels are used to ground static charges on equipment during the transfer of combustible fuel and other flammable liquids. REEL20, 30 and 50 are spring operated self-retracting cable reels containing a single core yellow Hytrel sheathed steel cable. REEL20, 30 and 50 are constructed of powder coated steel and are equipped with an earthing cable and clamp stowage clip. Simple lock and release mechanism provides easy operation.



#### REEL20, REEL30 and, REEL50

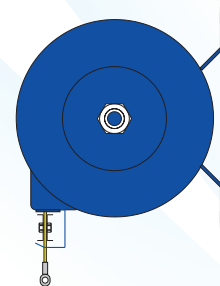
Self Retracting blue Cable Reel fitted with 6.1m (20ft), 9.2m (30ft) & 15.2m (50ft) yellow Hytrel coated 3/32" 7 x 7 galvanised steel cable 1/8" overall OD and clamp stowage clip.

#### Installation and Grounding

Mount the reel securely, in the vertical plane as per sketch. To minimise wear on cable, and for best results, reel should be mounted in direct line with the work so that cable is pulled out as straight as possible during use – avoid pulling the cable out of the reel at an angle. Ensure reel housing is securely connected to a static dissipative earth. The two mounting feet have a bare metal surface underneath that will assist earthing. It is also good practice to secure the reel to a wall or metal work with bolt/s fitted with a serrated washer that will bite through the paint surface into the metal making a good connection. Always have an electrician check the static dissipative earth connection and cable reel after installation and before use.

#### Operation and Maintenance

Take the metal cable stop and cable from the integral stowage clip. Pull the earthing clamp and cable slowly out of the reel to the desired position and let it retract SLOWLY until the lock engages. To release lock, quickly pull cable out a short distance and allow it to begin to retract. DO NOT allow cable to retract in an uncontrolled manner. Always walk the clamp and cable back into the reel and place metal cable stop into the stowage clip. Failure to do so can result in damage to the reel or personal injury. Reel is factory lubricated for life, no additional lubrication is required. Periodically check the cable for wear.



**Newson Gale Ltd**

Unit 6  
Churchill Park  
Colwick  
Nottingham  
NG4 2HF


United Kingdom

tel: +44 (0) 115 940 7500

fax: +44 (0) 115 940 7501

www.newson-gale.co.uk

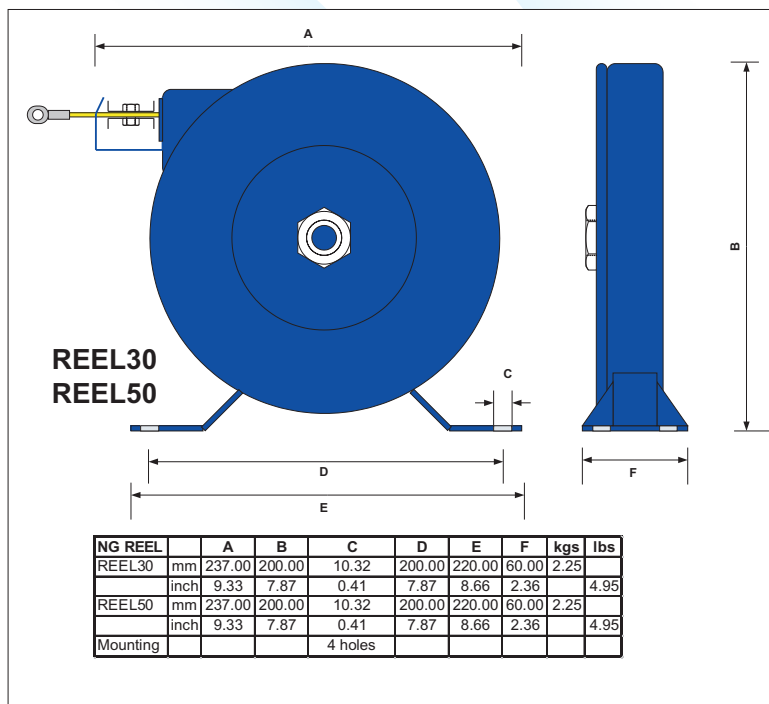
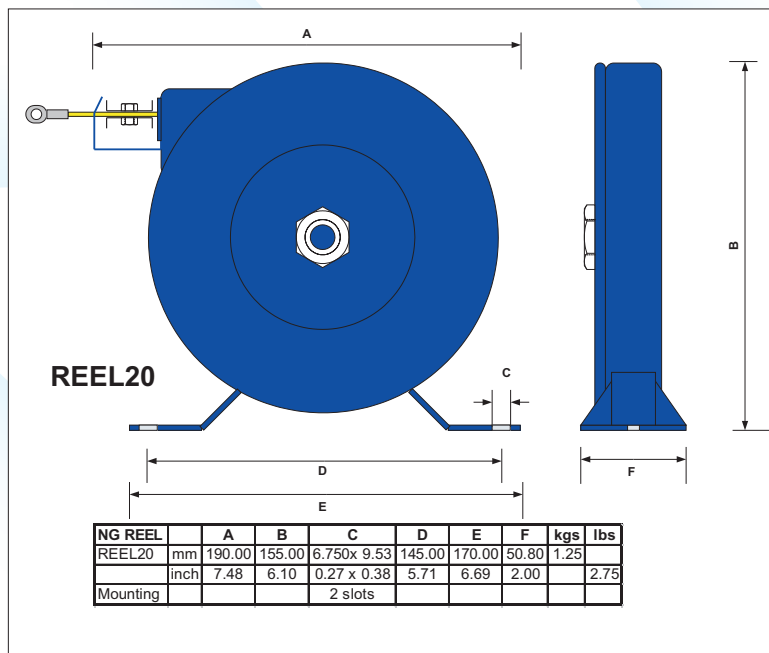
e-mail: earthit@newson-gale.co.uk



**Cenelectrex®**

**Dimensions**

The dimensions of REEL20 and REEL30/50 are as follows:-



Unit 6  
 Churchill Park  
 Colwick  
 Nottingham  
 NG4 2HF  
 United Kingdom  
 tel: +44 (0) 115 940 7500  
 fax: +44 (0) 115 940 7501  
 www.newson-gale.co.uk  
 e-mail: ng@newson-gale.co.uk